

WASH A  
WOOLLY  
MAMMOTH

*Thursday 14<sup>th</sup> January*

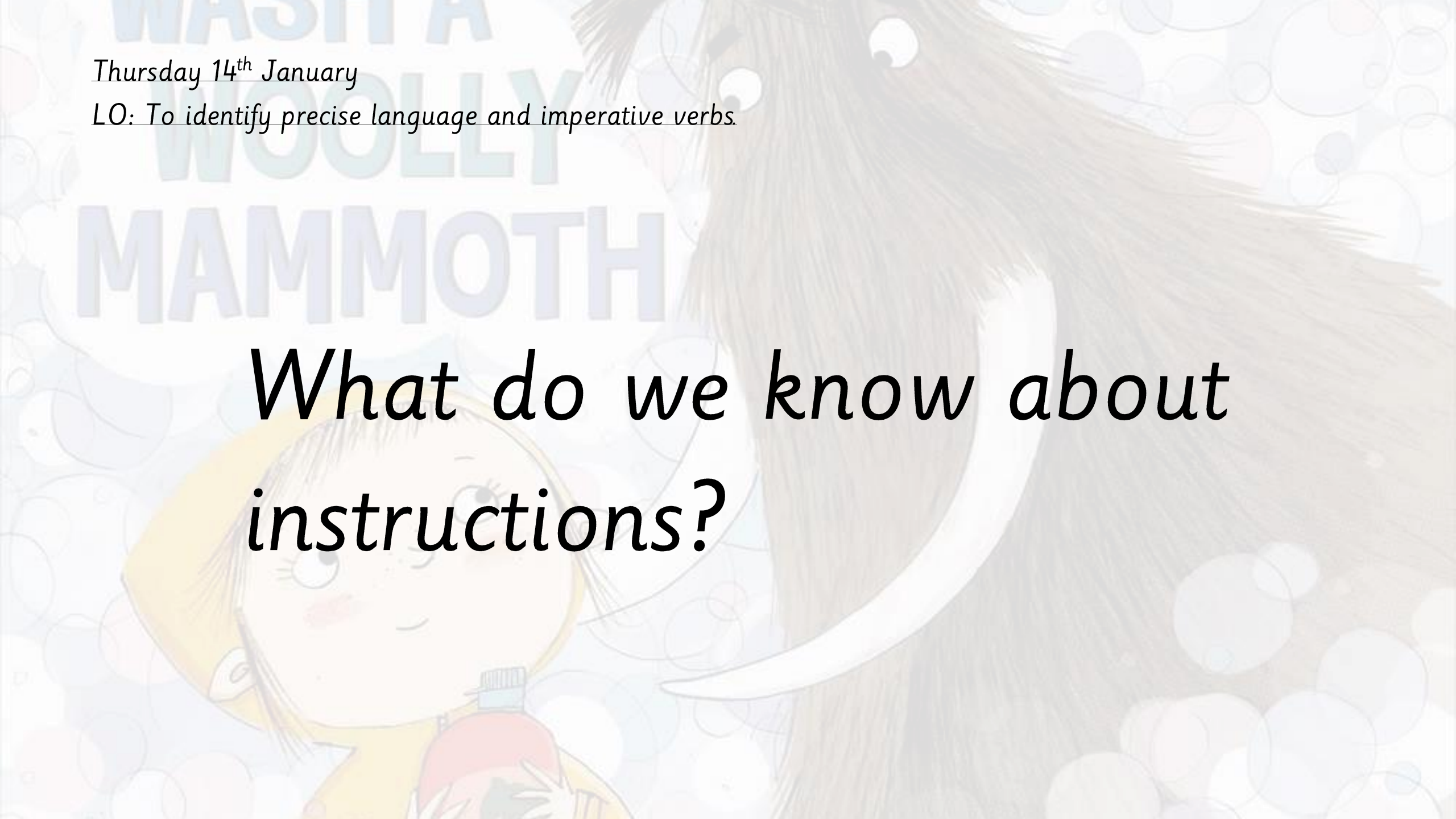
*LO: To identify precise  
language and imperative  
verbs.*



Thursday 14<sup>th</sup> January

LO: *To identify precise language and imperative verbs.*

*What do we know about  
instructions?*



Thursday 14<sup>th</sup> January

LO: To identify precise language and imperative verbs.

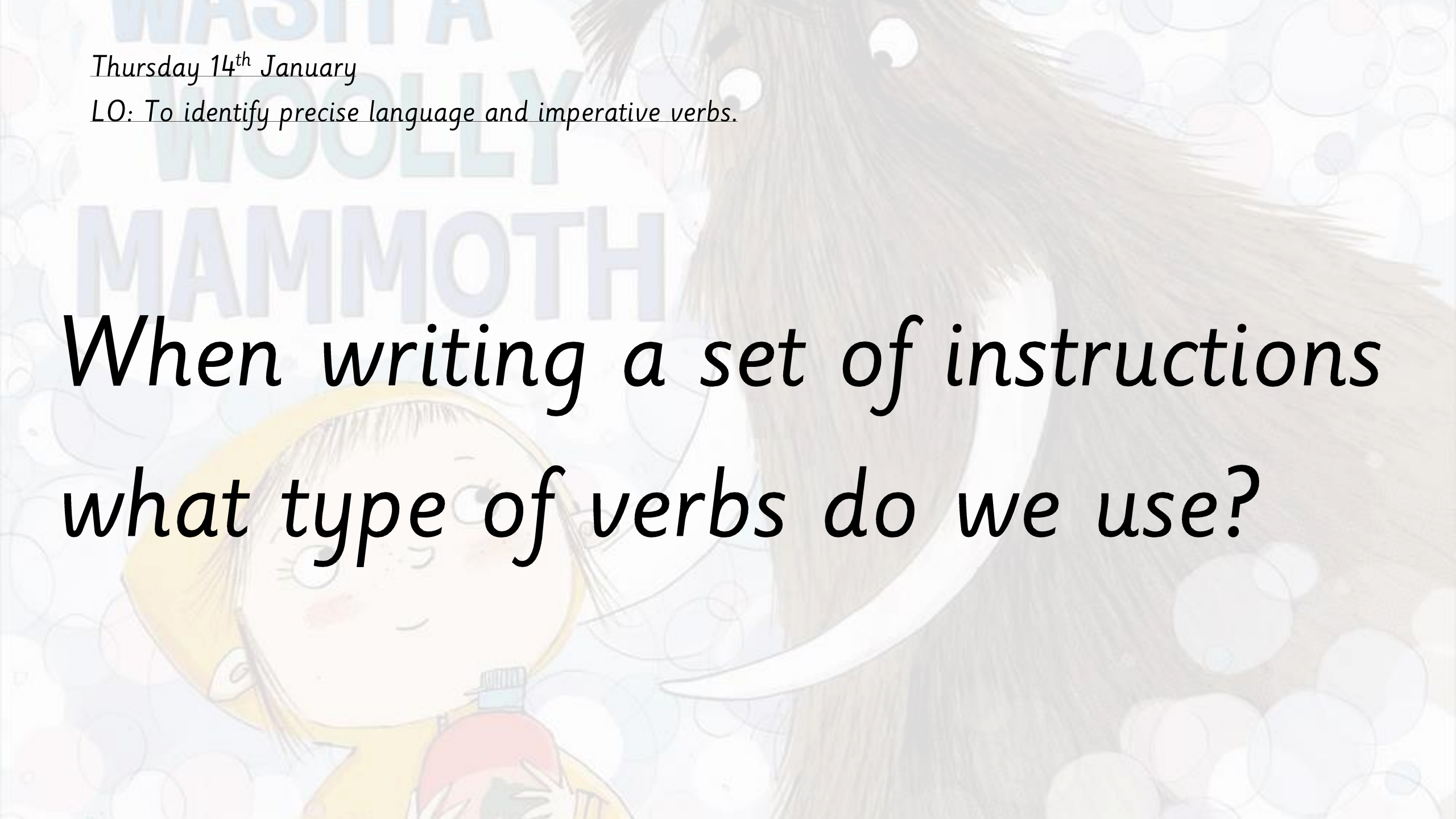
# Watch this video...

<https://www.bbc.co.uk/teach/class-clips-video/how-to-write-clear-instructions/zrvtscw>

Thursday 14<sup>th</sup> January

LO: To identify precise language and imperative verbs.

*When writing a set of instructions  
what type of verbs do we use?*

The background features a soft, watercolor-style illustration. On the left, a young girl with blonde hair and a yellow hooded jacket is shown from the chest up, holding a red spray bottle. She is looking towards the right. On the right side, a large, brown, shaggy mammoth tusk is being washed with water, creating a misty spray. The background is filled with light blue and white circular patterns, resembling bubbles or water droplets. Faint, large, light blue text in the background reads 'WASH A WOOLLY MAMMOTH'.

*Thursday 14<sup>th</sup> January*

*LO: To identify precise language and imperative verbs.*

*Imperative verbs (bossy verbs)*

*Do you know any?*

Thursday 14<sup>th</sup> January

LO: To identify precise language and imperative verbs..

*put*

*turn*

*add*

*sit*

*pull*

*jump*

*finish*

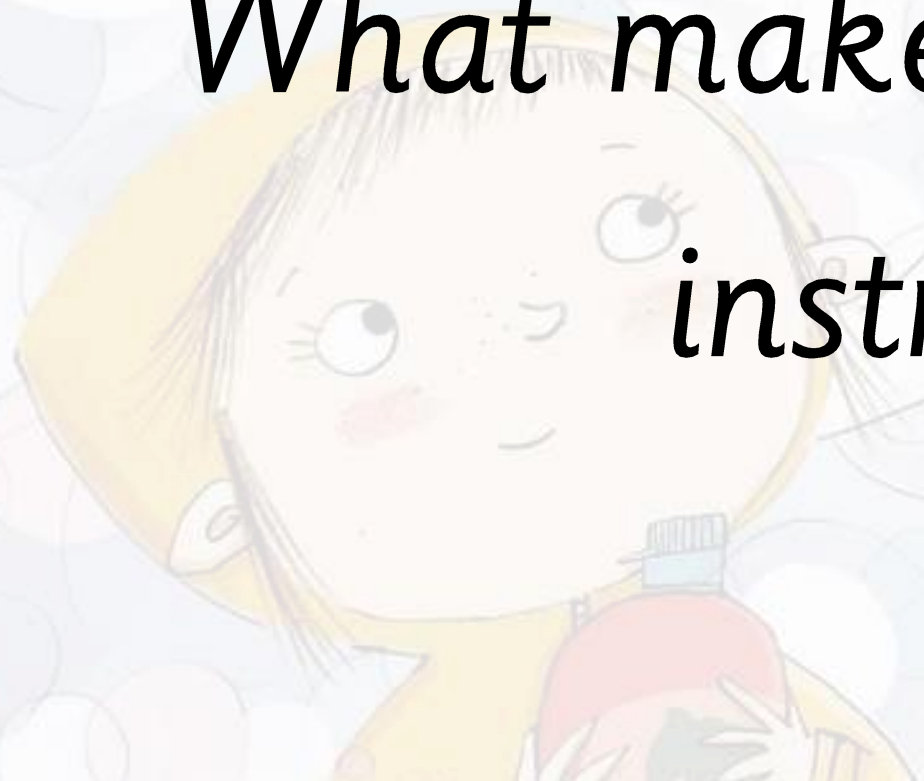
*play*

Thursday 14<sup>th</sup> January

LO: To identify precise language and imperative verbs.

WASH A  
WOOLLY  
MAMMOTH

*What makes a good set of  
instructions?*



Thursday 14<sup>th</sup> January

LO: To identify precise language and imperative verbs.

# **What makes a good set of instructions?**

*Being written in the correct order*

*Using imperative verbs*

*Adding in adverbs*

*Using technical vocabulary*

*Using a heading/sub-heading*



Thursday 14<sup>th</sup> January

LO: To identify precise language and imperative verbs.

## **Look at these instructions...**

1. *Take two pieces of bread.*
2. *Thinly spread butter on each piece.*
3. *After you have buttered the bread, add ham and cheese.*
4. *Carefully place once piece of bread on top of the other.*
5. *Use the knife cautiously and slowly cut the sandwich into two pieces.*
6. *Place the pieces of sandwich on a plate.*
7. *Enjoy your delicious sandwich.*

*What could we have as a title for these instructions?*

Thursday 14<sup>th</sup> January

LO: To identify precise language and imperative verbs.

1. Take two pieces of bread because one is not enough.
2. Thinly spread butter on each piece so there is just enough.
3. After you have buttered the bread, add ham and cheese.
4. Carefully place once piece of bread on top of the other.
5. Use the knife cautiously and slowly cut the sandwich into two pieces.
6. Place the pieces of sandwich on a plate.
7. When you are ready, enjoy your delicious sandwich.

**Can you notice any good features in this set of instructions?**

*Being written in the correct order*  
*Using imperative verbs*  
*Adding in adverbs*  
*Using technical vocabulary*  
*Using a heading/sub-heading*

*Thursday 14<sup>th</sup> January*

*LO: To identify precise language and imperative verbs.*

**Activities:**

**1. Write down a list of features that are needed to make a good set of instructions.**

**Look again at the story: How to wash a Woolly Mammoth.  
(The story is scanned and saved for you on the website)**

**2. Write down examples of the features that you notice in the book and label them.**